3302 pan pacific village centre

LEVEL THREE

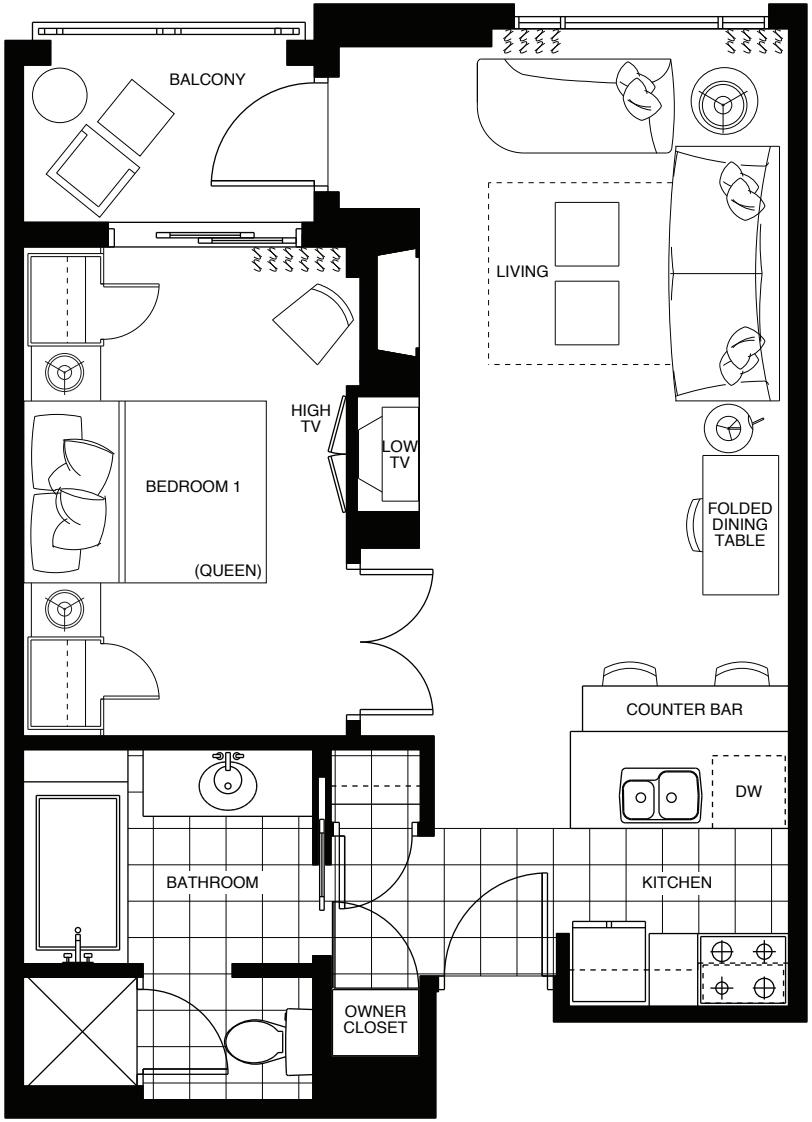

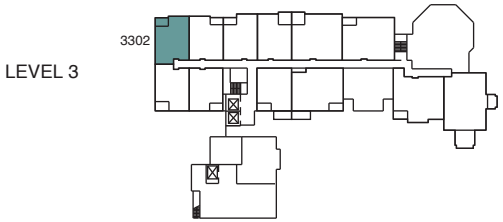



PAN PACIFIC
WHISTLER

Pan Pacific Whistler Village Centre
Owner Statement December 2018

Account No.: **O3302TAN**
Unit: **3302**

Description	Current Year MTD	Current Year YTD	Previous Year MTD	Previous Year YTD
Gross Rental Pool Revenue				
Room Revenue	1,281,475	9,150,458	1,333,675	8,670,063
Parking revenue	6,597	137,873	9,606	167,977
Cancellation Revenue	1,549	63,443	0	63,656
Total Gross Rental Pool Revenue	**1,289,621**	**9,351,774**	**1,343,281**	**8,901,696**
Concierge Plus	-76,109	-639,601	-69,560	-612,311
Revenue Commissions	-69,933	-791,479	-86,424	-747,840
Adjusted Gross Rental Pool Revenue	**1,143,579**	**7,920,694**	**1,187,297**	**7,541,545**
Gross Unit Revenue				
Room Revenue	11,133.82	76,518.85	11,569.67	72,523.41
Parking revenue	55.71	1,139.32	82.43	1,381.59
Cancellation Revenue	13.08	525.24	0.00	526.26
Cancellation Revenue - OWNERS ONLY	0.00	0.00	0.00	0.00
Total Gross Unit Revenue	**11,202.61**	**78,183.41**	**11,652.10**	**74,431.26**
Concierge Plus	-642.70	-5,300.48	-596.88	-5,079.52
Revenue Commissions	-590.55	-6,565.11	-741.59	-6,212.67
Adjusted Gross Revenue	**9,969.36**	**66,317.82**	**10,313.64**	**63,139.07**
Expenses				
PPHR Management Split	-4,486.21	-29,843.02	-4,641.14	-28,412.58
Cable	-19.01	224.82	-18.46	219.12
Direct Bill	0.00	0.00	0.00	0.00
FF&Fees	-448.10	-3,127.34	-466.08	-2,977.25
Interest Earned	30.74	138.97	0.00	0.00
Rental Pool Audit Fees	0.00	-190.48	0.00	-179.89
Repairs & Maintenance	-126.39	-1,604.73	-127.68	-1,850.16
Utilities - Phone & Hydro	-126.96	-1,160.39	-129.98	-1,184.31
GOVT Tax - GST	-237.93	-1,651.17	-245.86	-1,592.30
Non-Resident tax	-318.54	-3,822.48	-80.84	-970.04
Total Expenses	**-5,732.41**	**-41,035.81**	**-5,710.04**	**-36,947.43**
Owner Net Rental Revenue/Loss	**4,236.96**	**25,282.01**	**4,603.59**	**26,191.65**
Owner's Account				
Opening Balance	44.62	24,703.81	302.95	25,753.45
Payment to Owner	-44.62	-24,832.43	-302.95	-25,753.45
Ending Balance	**4,236.96**	**25,410.63**	**4,603.59**	**26,191.65**

Summary of Gross Unit Room Revenue by Day for Statement Period

SUNDAY		MONDAY		TUESDAY		WEDNESDAY		THURSDAY		FRIDAY		SATURDAY	
												1	119.29
2	66.36	3	53.87	4	53.91	5	67.92	6	68.63	7	177.24	8	198.88
9	119.34	10	132.32	11	141.42	12	135.20	13	139.11	14	205.67	15	267.80
16	272.98	17	263.91	18	265.63	19	256.52	20	259.14	21	433.36	22	634.03
23	698.54	24	702.92	25	681.87	26	751.09	27	795.27	28	774.63	29	799.64
30	771.68	31	825.67										

GST on revenue has been remitted to the Canadian Government on your behalf under the Pan Pacific's GST Number GST 895899102 RT0001.

PAN PACIFIC
WHISTLER

Pan Pacific Whistler Village Centre
Owner Statement December 2019

Account No.: **O3302TAN**
Unit: **3302**

Description	Current Year MTD	Current Year YTD	Previous Year MTD	Previous Year YTD
Gross Rental Pool Revenue				
Room Revenue	1,257,178	8,809,925	1,281,475	9,150,458
Parking revenue	11,726	172,745	6,597	137,873
Cancellation Revenue	3,271	36,018	1,549	63,443
Total Gross Rental Pool Revenue	**1,272,175**	**9,018,688**	**1,289,621**	**9,351,774**
Concierge Plus	-61,198	-697,958	-75,965	-639,458
Revenue Commissions	-97,900	-809,420	-69,933	-791,479
Adjusted Gross Rental Pool Revenue	**1,113,077**	**7,511,310**	**1,143,723**	**7,920,837**
Gross Unit Revenue				
Room Revenue	10,931.62	74,056.36	11,133.82	76,518.85
Parking revenue	100.74	1,428.79	55.71	1,139.32
Cancellation Revenue	28.10	300.19	13.08	525.24
Cancellation Revenue - OWNERS ONLY	0.00	0.00	0.00	0.00
Total Gross Unit Revenue	**11,060.46**	**75,785.34**	**11,202.61**	**78,183.41**
Concierge Plus	-525.77	-5,794.04	-642.70	-5,300.48
Revenue Commissions	-841.09	-6,766.32	-590.55	-6,565.11
Adjusted Gross Revenue	**9,693.60**	**63,224.98**	**9,969.36**	**66,317.82**
Expenses				
PPHR Management Split	-4,362.12	-28,451.24	-4,486.21	-29,843.02
Cable	-19.92	-231.76	-19.01	-224.82
Direct Bill	0.00	0.00	0.00	0.00
FF&Fees	-442.42	-3,031.41	-448.10	-3,127.34
Interest Earned	2.85	96.96	30.74	138.97
Rental Pool Audit Fees	0.00	-195.24	0.00	-190.48
Repairs & Maintenance	-152.57	-2,527.94	-126.39	-1,604.73
Utilities - Phone & Hydro	-116.44	-1,138.55	-126.96	-1,160.39
GOVT Tax - GST	-232.55	-1,627.24	-237.93	-1,651.17
Non-Resident tax	0.00	-5,332.77	-318.54	-3,822.48
Total Expenses	**-5,323.17**	**-42,439.19**	**-5,732.41**	**-41,485.45**
Owner Net Rental Revenue/Loss	**4,370.43**	**20,785.79**	**4,236.96**	**24,832.37**
Owner's Account				
Opening Balance	566.52	20,785.79	44.62	24,703.81
Payment to Owner	-566.52	-20,785.79	-44.62	-24,832.43
Ending Balance	**4,370.43**	**20,785.79**	**4,236.96**	**24,703.75**

Summary of Gross Unit Room Revenue by Day for Statement Period

	SUNDAY		MONDAY		TUESDAY		WEDNESDAY		THURSDAY		FRIDAY		SATURDAY
1	86.48	2	56.33	3	54.62	4	69.73	5	110.17	6	191.40	7	194.74
8	118.49	9	123.55	10	103.34	11	131.96	12	157.86	13	241.63	14	267.23
15	205.05	16	229.13	17	199.84	18	243.85	19	257.17	20	316.04	21	710.51
22	579.58	23	619.15	24	629.30	25	641.23	26	695.02	27	734.38	28	737.62
29	748.01	30	745.47	31	732.75								

GST on revenue has been remitted to the Canadian Government on your behalf under the Pan Pacific's GST Number GST 895899102 RT0001.

PAN PACIFIC
WHISTLER

Pan Pacific Whistler Village Centre
Owner Statement January 2020

Account No.: **O3302TAN**
Unit: **3302**

Description	Current Year MTD	Current Year YTD	Previous Year MTD	Previous Year YTD
Gross Rental Pool Revenue				
Room Revenue	1,202,521	1,202,521	1,303,556	1,303,556
Parking revenue	-549	-549	2,146	2,146
Cancellation Revenue	3,848	3,848	3,417	3,417
Total Gross Rental Pool Revenue	**1,205,820**	**1,205,820**	**1,309,119**	**1,309,119**
Concierge Plus	-71,579	-71,579	-62,816	-62,816
Revenue Commissions	-111,987	-111,987	-106,857	-106,857
Adjusted Gross Rental Pool Revenue	**1,022,254**	**1,022,254**	**1,139,446**	**1,139,446**
Gross Unit Revenue				
Room Revenue	10,325.69	10,325.69	11,067.58	11,067.58
Parking revenue	-4.70	-4.70	18.19	18.19
Cancellation Revenue	32.97	32.97	28.96	28.96
Cancellation Revenue - OWNERS ONLY	0.00	0.00	0.00	0.00
Total Gross Unit Revenue	**10,353.95**	**10,353.95**	**11,114.73**	**11,114.73**
Concierge Plus	-613.25	-613.25	-532.38	-532.38
Revenue Commissions	-959.44	-959.44	-905.65	-905.65
Adjusted Gross Revenue	**8,781.27**	**8,781.27**	**9,676.69**	**9,676.69**
Expenses				
PPHR Management Split	-3,951.57	-3,951.57	-4,354.51	-4,354.51
Cable	-19.92	-19.92	-19.01	-19.01
Direct Bill	0.00	0.00	0.00	0.00
FF&Fees	-414.16	-414.16	-444.59	-444.59
Interest Earned	4.21	4.21	3.18	3.18
Rental Pool Audit Fees	0.00	0.00	0.00	0.00
Repairs & Maintenance	-141.44	-141.44	-132.88	-132.88
Utilities - Phone & Hydro	-122.61	-122.61	-98.26	-98.26
GOVT Tax - GST	-211.78	-211.78	-230.23	-230.23
Non-Resident tax	-309.58	-309.58	-2,778.68	-2,778.68
Total Expenses	**-5,166.84**	**-5,166.84**	**-8,054.98**	**-8,054.98**
Owner Net Rental Revenue/Loss	**3,614.42**	**3,614.42**	**1,621.71**	**1,621.71**
Owner's Account				
Opening Balance	4,370.43	3,614.42	0.00	1,621.71
Payment to Owner	-4,370.43	-3,614.42	0.00	-1,621.71
Ending Balance	**3,614.42**	**3,614.42**	**1,621.71**	**1,621.71**

Summary of Gross Unit Room Revenue by Day for Statement Period

SUNDAY		MONDAY		TUESDAY		WEDNESDAY		THURSDAY		FRIDAY		SATURDAY	
						1	599.28	2	612.38	3	469.42	4	402.27
5	243.85	6	262.51	7	286.81	8	314.92	9	322.26	10	360.17	11	327.21
12	341.88	13	290.85	14	313.21	15	305.53	16	323.89	17	379.01	18	374.80
19	353.57	20	229.98	21	237.96	22	262.89	23	285.21	24	328.02	25	354.67
26	385.23	27	361.79	28	213.63	29	188.94	30	249.13	31	344.44		

GST on revenue has been remitted to the Canadian Government on your behalf under the Pan Pacific's GST Number GST 895899102 RT0001.